







PPF 7800 Data



Date	Aggregate			Deficit Schemes				Surplus Schemes			
	Assets	Liabilities	Aggregate balance	Assets	Liabilities	Balance	Number	Assets	Liabilities	Balance	Number
Mar-06	769.5	792.2	-22.7	358.2	434.4	-76.3	6,178	411.3	357.7	53.6	1,573
Apr-06	770.9	762.6	8.3	301.9	361.1	-59.2	5,869	469.0	401.4	67.6	1,882
May-06	739.8	768.8	-29.0	391.5	468.5	-77.0	6,215	348.3	300.3	48.0	1,536
Jun-06	751.5	759.1	-7.6	322.9	388.5	-65.6	6,002	428.6	370.7	58.0	1,749
Jul-06	753.5	784.7	-31.1	403.9	483.9	-79.9	6,238	349.6	300.8	48.8	1,513
Aug-06	759.1	800.4	-41.4	414.1	501.4	-87.3	6,322	344.9	299.0	45.9	1,429
Sep-06	769.7	800.8	-31.1	411.6	493.1	-81.5	6,237	358.1	307.7	50.4	1,514
Oct-06	787.0	815.4	-28.4	368.3	450.3	-82.0	6,211	418.7	365.0	53.6	1,540
Nov-06	785.9	816.0	-30.1	410.0	492.8	-82.8	6,224	375.9	323.2	52.7	1,527
Dec-06	798.0	789.6	8.4	304.5	367.1	-62.6	5,870	493.5	422.5	71.0	1,881
Jan-07	797.2	765.2	31.9	261.0	312.2	-51.2	5,619	536.1	453.1	83.1	2,132
Feb-07	798.6	795.5	3.2	329.6	395.1	-65.5	5,924	469.0	400.4	68.6	1,827
Mar-07	837.7	770.0	67.8	214.4	252.9	-38.5	4,690	623.3	517.1	106.2	2,853
Apr-07	851.3	763.1	88.3	195.5	228.2	-32.7	4,402	655.9	534.9	121.0	3,141
May-07	868.0	742.0	126.0	133.6	157.3	-23.7	3,845	734.5	584.7	149.7	3,698
Jun-07	858.1	727.7	130.3	122.8	145.1	-22.3	3,745	735.2	582.6	152.6	3,798
Jul-07	844.8	761.5	83.2	197.4	231.3	-34.0	4,453	647.4	530.2	117.2	3,090
Aug-07	848.8	789.7	59.1	248.2	291.1	-42.9	4,803	600.6	498.6	102.0	2,740
Sep-07	865.7	790.6	75.1	214.3	252.6	-38.3	4,613	651.4	538.0	113.4	2,930
Oct-07	884.5	800.5	84.0	211.5	248.4	-36.9	4,507	673.0	552.1	120.9	3,036
Nov-07	861.5	835.5	26.1	312.1	370.3	-58.2	5,208	549.4	465.1	84.3	2,335
Dec-07	872.6	860.9	11.7	347.0	413.6	-66.6	5,361	525.6	447.2	78.4	2,182
Jan-08	827.3	876.0	-48.7	443.4	541.3	-98.0	5,960	383.9	334.6	49.2	1,583
Feb-08	829.8	896.8	-67.0	464.5	574.0	-109.5	6,112	365.3	322.7	42.5	1,431
Mar-08	844.8	903.3	-58.5	499.4	612.6	-113.2	5,790	345.5	290.7	54.8	1,621
Apr-08	834.7	857.5	-22.9	410.7	492.2	-81.5	5,378	424.0	365.3	58.7	2,033
May-08	856.4	829.3	27.1	309.9	365.8	-55.9	4,815	546.5	463.5	83.0	2,596
Jun-08	856.0	805.0	51.0	286.6	331.6	-45.0	4,514	569.4	473.4	96.0	2,897
Jul-08	816.4	803.4	13.0	313.0	373.3	-60.3	4,946	503.4	430.1	73.3	2,465
Aug-08	811.3	830.1	-18.8	392.3	470.0	-77.7	5,297	419.0	360.1	58.9	2,114
Sep-08	840.2	879.5	-39.3	429.7	522.4	-92.7	5,507	410.5	357.1	53.4	1,904
Oct-08	805.7	857.9	-52.2	464.3	562.7	-98.4	5,618	341.4	295.2	46.2	1,793
Nov-08	743.6	821.2	-77.6	450.6	563.1	-112.5	5,832	293.0	258.0	34.9	1,579
Dec-08	749.5	873.4	-123.9	529.2	678.2	-149.0	6,135	220.3	195.3	25.0	1,276
Jan-09	789.2	979.8	-190.6	645.9	854.7	-208.7	6,443	143.2	125.2	18.1	968
Feb-09	744.6	928.2	-183.6	607.6	807.7	-200.1	6,438	137.0	120.5	16.4	973
Mar-09	723.1	927.8	-204.7	597.4	815.3	-218.0	6,507	125.7	112.4	13.3	904
Apr-09	772.7	964.9	-192.2	620.9	829.5	-208.6	5,603	151.8	135.4	16.5	1,050
May-09	795.3	934.8	-139.5	607.6	770.4	-162.9	5,357	187.8	164.4	23.4	1,296
Jun-09	800.8	931.1	-130.2	606.9	761.8	-155.0	5,307	193.9	169.2	24.7	1,346
Jul-09	794.1	943.4	-149.2	611.8	783.4	-171.6	5,400	182.3	160.0	22.4	1,253
Aug-09	819.8	928.5	-108.7	587.8	725.8	-138.0	5,167	232.0	202.7	29.3	1,486
Sep-09	856.4	981.2	-124.8	629.0	782.8	-153.8	5,236	227.4	198.4	29.0	1,417
Oct-09	880.2	978.9	-98.8	619.7	753.1	-133.4	5,066	260.5	225.9	34.6	1,587
Nov-09	865.1	983.2	-118.1	629.9	778.6	-148.7	5,198	235.3	204.7	30.6	1,455
Dec-09	865.1	909.1	-44.0	503.5	596.7	-93.2	4,632	361.6	312.4	49.2	2,021
Jan-10	884.7	922.4	-37.7	497.7	587.6	-89.9	4,575	387.0	334.7	52.2	2,078
Feb-10	892.2	872.2	19.9	370.6	425.7	-55.1	3,991	521.6	446.5	75.0	2,662
Mar-10	880.3	879.4	0.9	397.8	462.4	-64.6	4,208	482.5	417.0	65.5	2,445
Apr-10	901.1	864.0	37.2	306.2	353.3	-47.1	3,801	594.9	510.7	84.2	2,852
May-10	926.2	887.9	38.3	293.3	342.4	-49.1	3,770	632.9	545.5	87.4	2,826
Jun-10	925.0	889.4	35.6	303.4	353.6	-50.2	3,808	621.6	535.8	85.8	2,788
Jul-10	908.9	913.3	-4.4	429.8	499.7	-69.9	4,258	479.1	413.6	65.5	2,338
Aug-10	892.7	931.2	-38.5	498.9	590.2	-91.4	4,534	393.9	341.0	52.9	2,062
Sep-10	911.7	922.2	-10.5	444.3	518.0	-73.7	4,292	467.4	404.2	63.2	2,268
Oct-10	924.4	998.2	-73.8	559.5	678.1	-118.6	4,757	364.9	320.1	44.8	1,803
Nov-10	951.7	991.9	-40.2	528.9	624.6	-95.7	4,498	422.8	367.3	55.5	2,062
Dec-10	957.1	962.2	-5.1	457.1	530.6	-73.4	4,244	500.0	431.6	68.3	2,316
Jan-11	951.1	952.1	-1.0	446.2	516.9	-70.7	4,202	504.8	435.2	69.7	2,358
Feb-11	983.4	961.7	21.7	374.7	435.7	-61.0	3,953	608.7	526.0	82.7	2,607
Mar-11	973.3	927.2	46.1	301.9	350.7	-48.8	3,696	671.5	576.5	95.0	2,884
Apr-11	986.0	937.5	48.4	307.9	356.7	-48.8	3,675	678.0	580.8	97.2	2,885
May-11	973.5	936.6	36.9	343.9	404.9	-61.0	3,607	629.6	531.8	97.9	2,825
Jun-11	973.5	969.7	3.8	389.0	465.5	-76.5	3,945	584.5	504.2	80.3	2,487
Jul-11	987.4	995.6	-8.2	417.1	501.3	-84.3	4,052	570.3	494.3	76.0	2,380
Aug-11	989.3	1,013.8	-24.5	461.0	554.6	-93.7	4,164	528.4	459.2	69.2	2,268
Sep-11	988.8	1,006.6	-17.7	455.3	545.0	-89.7	4,122	533.5	461.5	72.0	2,310
Oct-11	989.0	1,067.0	-78.0	587.1	716.7	-129.6	4,571	401.8	350.2	51.6	1,861
Nov-11	966.6	1,092.7	-126.1	646.7	811.2	-164.5	4,891	319.9	281.5	38.4	1,541
Dec-11	960.4	1,165.9	-205.5	746.5	978.2	-231.7	5,258	213.9	187.7	26.2	1,174
Jan-12	993.4	1,165.2	-171.8	748.5	953.1	-204.6	5,084	244.9	212.1	32.9	1,348
Feb-12	1,001.4	1,236.0	-234.6	792.8	1,053.5	-260.8	5,305	208.6	182.4	26.1	1,127
Mar-12	1,013.1	1,283.9	-270.8	820.3	1,114.1	-293.9	5,412	192.9	169.8	23.1	1,020
Apr-12	1,031.2	1,296.8	-265.6	827.4	1,117.3	-289.9	5,388	203.8	179.5	24.3	1,044
May-12	1,041.3	1,263.5	-222.2	810.6	1,062.0	-251.4	5,235	230.7	201.4	29.2	1,197
Jun-12	1,026.8	1,231.1	-204.2	806.4	1,037.4	-231.0	5,022	220.5	193.7	26.8	1,294
Jul-12	1,022.1	1,237.1	-215.0	817.2	1,057.5	-240.2	5,073	204.8	179.6	25.3	1,243
Aug-12	1,024.5	1,341.5	-317.0	870.0	1,202.8	-332.9	5,404	154.6	138.7	15.9	912
Sep-12	1,032.6	1,304.1	-271.6	846.9	1,138.4	-291.5	5,267	185.7	165.7	20.0	1,049
Oct-12	1,048.9	1,341.5	-292.6	867.6	1,179.0	-311.4	5,314	181.3	162.6	18.7	1,002
Nov-12	1,053.1	1,343.5	-290.3	869.4	1,179.0	-309.5	5,300	183.7	164.5	19.2	1,016
Dec-12	1,055.5	1,294.9	-239.4	847.5	1,110.6	-263.1	5,128	208.0	184.3	23.7	1,188
Jan-13	1,052.5	1,288.2	-235.7	850.3	1,110.6	-260.2	5,160	202.2	177.7	24.5	1,156
Feb-13	1,063.8	1,316.0	-252.2	861.6	1,137.3	-275.7	5,205	202.2	178.7	23.5	1,111
Mar-13	1,065.6	1,310.3	-244.7	861.0	1,130.1	-269.1	5,173	204.6	180.2	24.4	1,143
Apr-13	1,084.3	1,295.5	-211.2	859.9	1,100.4	-240.4	5,031	224.4	195.1	29.3	1,285
May-13	1,104.6	1,306.1	-201.5	865.5	1,098.6	-233.1	4,973	239.1	207.5	31.6	1,343
Jun-13	1,118.5	1,329.2	-210.8	852.9	1,098.7	-245.8	4,806	265.6	230.6	35.0	1,344
Jul-13	1,127.4	1,358.8	-231.3	878.4	1,142.7	-264.3	4,882	249.1	216.1	32.9	1,268
Aug-13	1,126.3	1,284.7	-158.4	806.1	1,008.2	-202.1	4,570	320.1	276.5	43.7	1,580
Sep-13	1,098.0	1,202.9	-104.9	692.3	850.4	-158.1	4,327	405.7	352.5	53.2	1,823
Oct-13	1,126.1	1,214.4	-88.3	689.6	837.6	-147.9	4,178	436.5	376.8	59.7	1,972
Nov-13	1,105.9	1,186.2	-80.3	667.0	807.8	-140.8	4,145	438.9	378.4	60.5	2,005
Dec-13	1,114.0	1,199.0	-85.0	677.9	822.7	-144.8	4,173	436.1	376.3	59.8	1,977
Jan-14	1,139.1	1,214.7	-75.6	677.5	817.6	-140.1	4,063	461.6	397.1	64.5	2,087
Feb-14	1,132.9	1,192.5	-59.7	642.3	770.7	-128.4	3,952	490.5	421.8	68.7	2,198
Mar-14	1,133.0	1,160.5	-27.6	590.5	697.4	-106.9	3,701	542.5	463.1	79.4	2,449
Apr-14	1,130.4	1,206.8	-76.5	673.5	813.2	-139.7	4,108	456.9	393.7	63.2	2,042
May-14	1,148.6	1,209.8	-61.2	647.6	778.0						



Date	Aggregate			Deficit Schemes				Surplus Schemes			
	Assets	Liabilities	Aggregate balance	Assets	Liabilities	Balance	Number	Assets	Liabilities	Balance	Number
May-14	1,159.1	1,247.5	-88.4	704.0	855.0	-151.0	4,132	455.1	392.5	62.6	1,925
Jun-14	1,155.7	1,232.5	-76.8	692.1	834.4	-142.3	4,078	463.6	398.1	65.5	1,979
Jul-14	1,161.3	1,254.5	-93.2	721.1	875.7	-154.6	4,178	440.2	378.8	61.5	1,879
Aug-14	1,195.5	1,347.0	-151.6	817.1	1,019.2	-202.1	4,493	378.4	327.9	50.5	1,564
Sep-14	1,186.0	1,330.3	-144.3	806.0	1,001.6	-195.6	4,472	380.0	328.7	51.3	1,585
Oct-14	1,198.5	1,363.5	-164.9	832.0	1,045.0	-213.0	4,570	366.5	318.4	48.1	1,487
Nov-14	1,232.9	1,454.0	-221.1	895.1	1,156.7	-261.6	4,781	337.8	297.3	40.4	1,276
Dec-14	1,236.6	1,502.9	-266.3	957.0	1,257.7	-300.7	4,936	279.6	245.2	34.3	1,121
Jan-15	1,273.8	1,641.2	-367.5	1,037.4	1,430.0	-392.6	5,175	236.4	211.2	25.2	882
Feb-15	1,263.4	1,512.1	-248.7	958.8	1,245.6	-286.8	4,849	304.5	266.5	38.1	1,208
Mar-15	1,298.3	1,542.5	-244.2	965.3	1,250.6	-285.3	4,677	333.0	291.9	41.1	1,268
Apr-15	1,286.7	1,489.6	-202.8	935.1	1,184.7	-249.6	4,526	351.6	304.8	46.8	1,419
May-15	1,294.5	1,495.4	-200.9	939.3	1,187.9	-248.6	4,515	355.2	307.5	47.8	1,430
Jun-15	1,259.5	1,441.6	-182.2	876.7	1,107.6	-230.8	4,473	382.7	334.1	48.7	1,472
Jul-15	1,278.4	1,487.1	-208.7	932.1	1,186.3	-254.2	4,556	346.3	300.8	45.5	1,389
Aug-15	1,256.4	1,489.6	-233.3	931.7	1,205.2	-273.4	4,678	324.6	284.5	40.2	1,267
Sep-15	1,253.9	1,513.9	-260.0	952.8	1,249.1	-296.3	4,780	301.1	264.8	36.3	1,165
Oct-15	1,269.9	1,486.7	-216.8	930.0	1,190.2	-260.2	4,604	339.9	296.4	43.5	1,341
Nov-15	1,281.7	1,503.2	-221.4	938.7	1,203.9	-265.2	4,606	343.1	299.3	43.8	1,339
Dec-15	1,275.2	1,469.8	-194.6	892.7	1,134.9	-242.1	4,521	382.5	335.0	47.5	1,424
Jan-16	1,286.8	1,563.6	-276.8	985.4	1,298.7	-313.3	4,811	301.3	264.9	36.4	1,134
Feb-16	1,301.0	1,595.5	-294.5	1,012.9	1,342.6	-329.7	4,848	288.2	253.0	35.2	1,097
Mar-16	1,341.4	1,563.1	-221.7	933.1	1,206.6	-273.5	4,499	408.4	356.5	51.8	1,295
Apr-16	1,333.1	1,521.8	-188.7	899.7	1,145.7	-246.0	4,383	433.5	376.2	57.3	1,411
May-16	1,350.1	1,563.7	-213.6	937.6	1,205.3	-267.7	4,468	412.5	358.3	54.2	1,326
Jun-16	1,420.3	1,724.8	-304.5	1,077.1	1,427.2	-350.1	4,685	343.2	297.5	45.6	1,109
Jul-16	1,458.4	1,791.8	-333.5	1,129.0	1,506.6	-377.5	4,734	329.3	285.3	44.1	1,060
Aug-16	1,486.3	1,899.4	-413.1	1,182.7	1,633.8	-451.1	4,834	303.6	265.6	38.0	960
Sep-16	1,474.6	1,848.1	-373.5	1,159.5	1,573.7	-414.2	4,792	315.1	274.4	40.7	1,002
Oct-16	1,460.0	1,735.9	-275.9	1,046.9	1,374.8	-327.9	4,566	413.1	361.1	52.0	1,228
Nov-16	1,443.1	1,667.2	-224.2	998.2	1,282.1	-283.9	4,429	444.8	385.1	59.7	1,365
Dec-16	1,443.1	1,637.8	-194.7	968.6	1,232.2	-263.6	4,272	474.5	405.6	68.9	1,522
Jan-17	1,476.4	1,700.3	-223.9	1,012.5	1,302.7	-290.2	4,339	464.0	397.6	66.4	1,455
Feb-17	1,467.2	1,663.6	-196.5	987.7	1,254.3	-266.6	4,262	479.5	409.3	70.2	1,532
Mar-17	1,511.1	1,753.1	-242.0	1,045.8	1,353.2	-307.4	4,380	465.2	399.9	65.3	1,414
Apr-17	1,541.1	1,702.9	-161.8	882.2	1,128.9	-246.7	3,984	658.9	573.9	84.9	1,604
May-17	1,537.0	1,716.8	-179.8	917.8	1,177.4	-259.6	4,055	619.1	539.3	79.8	1,533
Jun-17	1,556.0	1,724.0	-167.9	915.4	1,167.5	-252.1	3,986	640.6	556.4	84.2	1,602
Jul-17	1,535.7	1,658.5	-122.8	821.0	1,039.3	-218.3	3,823	714.7	619.2	95.5	1,765
Aug-17	1,545.8	1,663.1	-117.2	819.1	1,034.2	-215.1	3,797	726.7	628.8	97.9	1,791
Sep-17	1,575.3	1,730.9	-155.6	880.0	1,124.5	-244.5	3,921	695.3	606.4	88.9	1,667
Oct-17	1,544.2	1,640.0	-95.8	782.5	983.1	-200.5	3,698	761.6	656.9	104.7	1,890
Nov-17	1,562.2	1,649.9	-87.7	783.8	980.4	-196.7	3,652	778.5	669.5	109.0	1,936
Dec-17	1,563.5	1,651.1	-87.6	784.8	981.8	-197.0	3,663	778.7	669.3	109.4	1,925
Jan-18	1,589.5	1,693.3	-103.8	815.3	1,025.3	-210.0	3,710	774.2	668.0	106.3	1,878
Feb-18	1,575.5	1,626.5	-51.0	731.3	905.4	-174.2	3,493	844.2	721.0	123.2	2,095
Mar-18	1,567.5	1,639.6	-72.1	768.0	955.6	-187.6	3,608	799.5	684.0	115.5	1,980
Apr-18	1,573.3	1,643.8	-70.5	734.1	921.7	-187.6	3,449	839.2	722.1	117.1	2,001
May-18	1,580.4	1,620.5	-40.1	710.9	878.8	-167.9	3,287	869.4	741.6	127.8	2,163
Jun-18	1,613.4	1,667.2	-53.8	743.5	923.0	-179.5	3,333	869.9	744.3	125.7	2,117
Jul-18	1,608.6	1,654.4	-45.8	737.1	910.9	-173.8	3,302	871.5	743.5	128.0	2,148
Aug-18	1,619.6	1,645.7	-26.1	714.4	876.7	-162.3	3,196	905.2	769.0	136.3	2,254
Sep-18	1,624.1	1,653.7	-29.5	720.6	885.3	-164.7	3,222	903.6	768.4	135.2	2,228
Oct-18	1,610.4	1,613.7	-3.4	655.9	803.2	-147.3	3,085	954.5	810.6	143.9	2,365
Nov-18	1,588.4	1,655.6	-67.2	748.2	933.0	-184.8	3,420	840.2	722.6	117.6	2,030
Dec-18	1,580.3	1,649.8	-69.5	749.5	933.1	-183.6	3,445	830.8	716.7	114.1	2,005
Jan-19	1,580.3	1,566.1	14.3	598.2	735.8	-137.6	3,008	982.1	830.3	151.9	2,442
Feb-19	1,571.3	1,603.2	-31.9	694.7	861.1	-166.4	3,271	876.7	742.1	134.6	2,179
Mar-19	1,603.0	1,626.1	-23.1	690.0	853.8	-163.8	3,190	913.0	772.3	140.7	2,260
Apr-19	1,602.9	1,611.5	-8.6	667.8	822.1	-154.3	3,117	935.0	789.4	145.6	2,333
May-19	1,615.3	1,628.0	-12.7	643.1	803.0	-159.8	3,066	972.2	825.1	147.1	2,356
Jun-19	1,612.1	1,590.0	22.1	597.7	736.3	-138.7	2,883	1014.4	853.6	160.8	2,539
Jul-19	1,628.8	1,666.9	-38.1	693.9	870.2	-176.3	3,178	934.9	796.7	138.2	2,244
Aug-19	1,652.1	1,675.4	-23.3	664.9	832.9	-168.0	3,084	987.2	842.5	144.7	2,338
Sep-19	1,691.0	1,753.0	-62.0	786.9	981.9	-195.0	3,225	904.1	771.1	133.0	2,197
Oct-19	1,721.0	1,850.9	-129.9	906.8	1,153.2	-246.4	3,485	814.2	697.6	116.5	1,937
Nov-19	1,733.6	1,851.2	-117.6	902.9	1,142.3	-239.3	3,422	830.7	708.9	121.8	2,000
Dec-19	1,704.3	1,778.6	-74.3	795.2	1,002.1	-206.9	3,286	909.1	776.5	132.6	2,136
Jan-20	1,706.6	1,751.0	-44.4	740.8	928.1	-187.3	3,148	965.7	822.8	142.9	2,274
Feb-20	1,700.0	1,710.9	-10.9	670.5	836.2	-165.6	2,997	1029.5	874.7	154.7	2,425
Mar-20	1,733.9	1,808.6	-74.7	806.8	1,016.8	-209.9	3,257	927.1	791.8	135.2	2,165
Apr-20	1,720.9	1,845.5	-124.6	889.7	1,134.5	-244.8	3,492	831.2	711.0	120.2	1,930
May-20	1,700.6	1,791.3	-90.7	802.3	1,031.4	-229.1	3,371	898.3	759.9	138.4	1,947
Jun-20	1,765.8	1,850.3	-84.5	817.1	1,049.6	-232.5	3,288	948.6	800.7	147.9	2,030
Jul-20	1,788.7	1,919.0	-130.3	879.7	1,143.0	-263.2	3,410	906.9	776.0	130.9	1,908
Aug-20	1,790.7	1,922.9	-132.2	882.0	1,143.5	-261.5	3,393	908.7	779.4	129.3	1,925
Sep-20	1,791.8	1,946.8	-155.1	924.6	1,202.4	-277.8	3,478	867.1	744.4	122.7	1,840
Oct-20	1,765.3	1,866.0	-100.7	854.0	1,088.1	-234.0	3,314	911.3	777.9	133.4	2,004
Nov-20	1,783.8	1,908.3	-124.6	886.1	1,139.5	-253.4	3,373	897.7	768.9	128.9	1,945
Dec-20	1,766.3	1,892.3	-126.0	876.6	1,129.8	-253.2	3,397	889.7	762.4	127.2	1,921
Jan-21	1,799.2	1,878.0	-78.8	831.9	1,053.4	-221.4	3,216	967.3	824.7	142.6	2,102
Feb-21	1,834.1	1,920.5	-86.4	853.8	1,084.1	-230.3	3,206	980.3	836.4	143.9	2,112



 These figures are based on the old actuarial assumptions  
 These figures are based on the new actuarial assumptions effective from 31 March 2008

 These figures are based on the old actuarial assumptions  
 These figures are based on the new actuarial assumptions effective from 31 October 2009

 These figures are based on the old actuarial assumptions  
 These figures are based on the new actuarial assumptions effective from 1 April 2011

 These figures are based on the old actuarial assumptions  
 These figures are based on the new actuarial assumptions effective from 1 May 2014

 These figures are based on the old actuarial assumptions  
 These figures are based on the new actuarial assumptions effective from 1 December 2016

 These figures are based on the old actuarial assumptions  
 These figures are based on the new actuarial assumptions effective from 1 November 2018