






Date	Aggregate			Schemes in deficit				Schemes in surplus			
	Assets	Liabilities	Aggregate balance	Assets	Liabilities	Balance	Number	Assets	Liabilities	Balance	Number
Apr-19	1,612.1	1,590.0	22.1	597.7	736.3	-138.7	2,883	1,014.4	853.6	160.8	2,539
May-19	1,628.8	1,666.9	-38.1	693.9	870.2	-176.3	3,178	934.9	796.7	138.2	2,244
Jun-19	1,652.1	1,675.4	-23.3	664.9	832.9	-168.0	3,084	987.2	842.5	144.7	2,338
Jul-19	1,691.0	1,753.0	-62.0	786.9	981.9	-195.0	3,225	904.1	771.1	133.0	2,197
Aug-19	1,721.0	1,850.9	-129.9	906.8	1,153.2	-246.4	3,485	814.2	697.6	116.5	1,937
Sep-19	1,733.6	1,851.2	-117.6	902.9	1,142.3	-239.3	3,422	830.7	708.9	121.8	2,000
Oct-19	1,704.3	1,778.6	-74.3	795.2	1,002.1	-206.9	3,286	909.1	776.5	132.6	2,136
Nov-19	1,706.6	1,751.0	-44.4	740.8	928.1	-187.3	3,148	965.7	822.8	142.9	2,274
Dec-19	1,700.0	1,710.9	-10.9	670.5	836.2	-165.6	2,997	1,029.5	874.7	154.7	2,425
Jan-20	1,733.9	1,808.6	-74.7	806.8	1,016.8	-209.9	3,257	927.1	791.8	135.2	2,165
Feb-20	1,720.9	1,845.5	-124.6	889.7	1,134.5	-244.8	3,492	831.2	711.0	120.2	1,930
Mar-20	1,700.6	1,791.3	-90.7	802.3	1,031.4	-229.1	3,371	898.3	759.9	138.4	1,947
Apr-20	1,765.8	1,850.3	-84.5	817.1	1,049.6	-232.5	3,288	948.6	800.7	147.9	2,030
May-20	1,786.7	1,919.0	-132.3	879.7	1,143.0	-263.2	3,410	906.9	776.0	130.9	1,908
Jun-20	1,790.7	1,922.9	-132.2	882.0	1,143.5	-261.5	3,393	908.7	779.4	129.3	1,925
Jul-20	1,791.8	1,946.8	-155.1	924.6	1,202.4	-277.8	3,478	867.1	744.4	122.7	1,840
Aug-20	1,765.3	1,866.0	-100.7	854.0	1,088.1	-234.0	3,314	911.3	777.9	133.4	2,004
Sep-20	1,783.8	1,908.3	-124.6	886.1	1,139.5	-253.4	3,373	897.7	768.9	128.9	1,945
Oct-20	1,766.3	1,892.3	-126.0	876.6	1,129.8	-253.2	3,397	889.7	762.4	127.2	1,921
Nov-20	1,799.2	1,878.0	-78.8	831.9	1,053.4	-221.4	3,216	967.3	824.7	142.6	2,102
Dec-20	1,834.1	1,920.5	-86.4	853.8	1,084.1	-230.3	3,206	980.3	836.4	143.9	2,112
Jan-21	1,808.4	1,873.4	-65.0	784.3	996.7	-212.4	3,149	1,024.1	876.7	147.4	2,169
Feb-21	1,740.2	1,725.6	14.6	668.8	823.2	-154.4	2,839	1,071.4	902.4	169.0	2,479
Mar-21	1,720.7	1,673.8	46.9	608.4	736.8	-128.4	2,575	1,112.3	937.0	175.3	2,640
Apr-21	1,746.1	1,681.7	64.4	593.7	714.8	-121.1	2,458	1,152.4	966.9	185.5	2,757
May-21	1,751.2	1,691.4	59.8	610.5	734.9	-124.4	2,497	1,140.7	956.5	184.2	2,718
May-21	1,751.2	1,647.0	104.2	524.6	629.4	-104.8	2,287	1,226.6	1,017.6	209.0	2,928
Jun-21	1,775.1	1,667.2	107.9	528.9	633.6	-104.7	2,257	1,246.2	1,033.6	212.6	2,958
Jul-21	1,812.8	1,739.7	73.1	613.1	740.6	-127.5	2,442	1,199.7	999.1	200.6	2,773
Aug-21	1,817.6	1,724.7	92.9	569.7	685.7	-116.0	2,321	1,247.9	1,039.0	208.9	2,894
Sep-21	1,761.5	1,642.3	119.2	527.1	622.6	-95.5	2,212	1,234.4	1,019.7	214.7	3,003
Oct-21	1,804.0	1,689.5	114.5	540.4	643.8	-103.4	2,225	1,263.6	1,045.7	217.9	2,990
Nov-21	1,842.7	1,761.3	81.4	626.2	752.1	-125.9	2,403	1,216.5	1,009.2	207.3	2,812
Dec-21	1,818.0	1,688.7	129.3	534.8	631.8	-97.0	2,152	1,283.2	1,056.9	226.3	3,063
Jan-22	1,757.0	1,610.6	146.4	434.8	515.7	-80.9	2,094	1,322.2	1,094.9	227.3	3,121
Feb-22	1,732.2	1,598.6	133.6	513.7	596.8	-83.1	2,172	1,218.5	1,001.8	216.7	3,043
Mar-22	1,666.9	1,473.9	193.0	330.2	391.3	-61.1	1,752	1,336.7	1,082.6	254.1	3,379
Apr-22	1,623.2	1,401.3	221.9	304.0	351.1	-47.0	1,626	1,319.2	1,050.2	269.0	3,505
May-22	1,587.0	1,315.3	271.7	255.8	282.9	-27.1	1,343	1,331.2	1,032.4	298.8	3,788
Jun-22	1,545.3	1,266.8	278.5	220.5	243.7	-23.2	1,317	1,324.8	1,023.1	301.7	3,814
Jul-22	1,596.1	1,334.1	262.0	264.6	294.7	-30.1	1,391	1,331.5	1,039.4	292.0	3,740
Aug-22	1,503.9	1,183.8	320.1	120.0	132.7	-12.8	1,052	1,383.9	1,051.1	332.9	4,079
Sep-22	1,390.3	1,010.7	379.6	39.0	43.3	-4.3	687	1,351.3	967.5	383.8	4,444
Oct-22	1,431.7	1,052.5	379.1	45.2	50.0	-4.7	709	1,386.5	1,002.6	383.9	4,422
Nov-22	1,472.8	1,101.3	371.5	62.4	68.2	-5.8	746	1,410.4	1,033.1	377.3	4,385
Dec-22	1,409.5	1,032.8	376.7	41.3	45.8	-4.5	686	1,368.2	987.0	381.2	4,445
Jan-23	1,450.6	1,076.2	374.4	49.1	54.1	-5.0	706	1,401.5	1,022.1	379.4	4,425
Feb-23	1,413.2	1,031.8	381.4	44.5	48.7	-4.2	672	1,368.7	983.1	385.6	4,459
Mar-23	1,439.8	1,080.5	359.3	56.0	61.7	-5.7	776	1,383.8	1,018.8	365.0	4,355
Apr-23	1,426.1	1,047.5	378.6	45.7	50.2	-4.5	691	1,380.4	997.3	383.1	4,440
May-23	1,385.2	991.6	393.6	36.2	39.7	-3.5	613	1,349.0	951.9	397.1	4,518
May-23	1,385.2	954.3	430.9	21.7	24.1	-2.4	486	1,363.5	930.2	433.3	4,645
Jun-23	1,390.3	953.3	437.0	23.5	25.8	-2.3	479	1,366.8	927.5	439.3	4,652


 These figures are based on the old actuarial assumptions


 These figures are based on the new actuarial assumptions effective from 31 March 2008


 These figures are based on the old actuarial assumptions


 These figures are based on the new actuarial assumptions effective from 31 October 2009


 These figures are based on the old actuarial assumptions


 These figures are based on the new actuarial assumptions effective from 1 April 2011


 These figures are based on the old actuarial assumptions


 These figures are based on the new actuarial assumptions effective from 1 May 2014


 These figures are based on the old actuarial assumptions


 These figures are based on the new actuarial assumptions effective from 1 December 2016


 These figures are based on the old actuarial assumptions

 These figures are based on the new actuarial assumptions effective from 1 November 2018

 These figures are based on the old actuarial assumptions

 These figures are based on the new actuarial assumptions effective from 1 May 2021

 These figures are based on the old actuarial assumptions

 These figures are based on the new actuarial assumptions effective from 1 May 2023